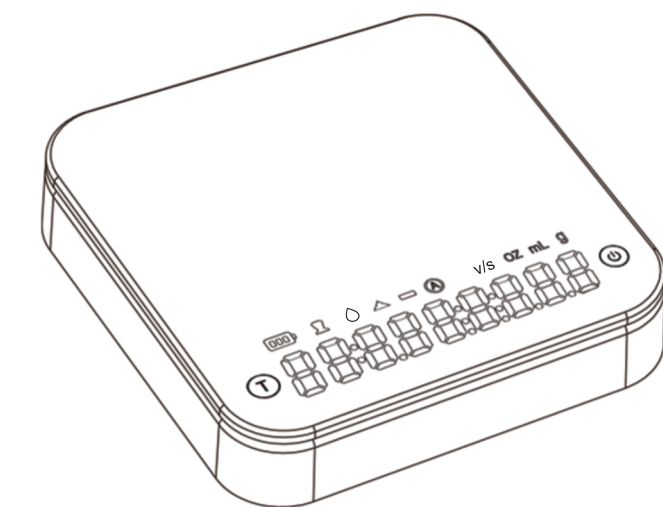


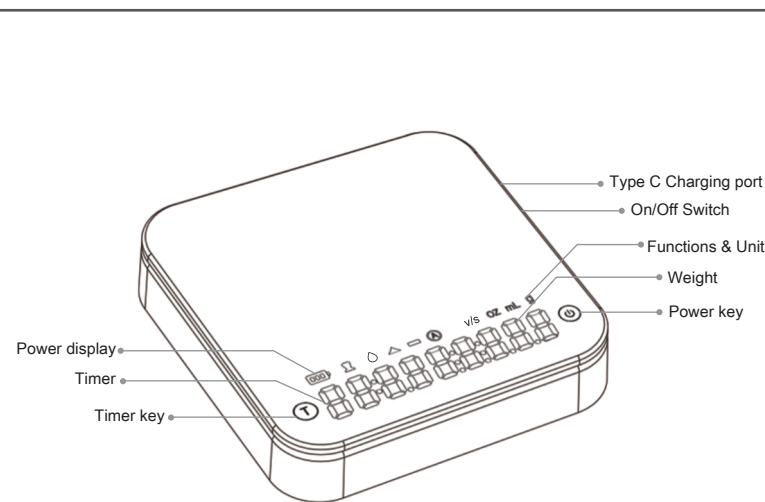
A6尺寸 铜版纸 128克 ,折叠式

105mm

COFFEE SCALE



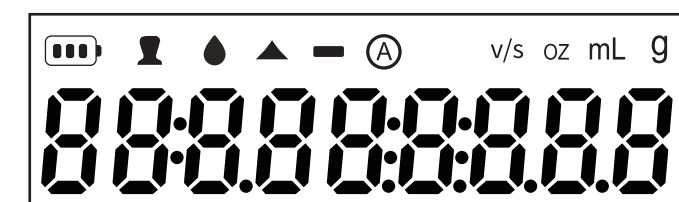
148mm



Functions

- 1.Short press to turn on, Long Press in 2 Second to turn off
- 2.Short press to tare(when weighing)
- 3.Short press twice to switch modes

- 1.Short press to start/stop Timer(in Manual mode)
- 2.Long press to clear Timer(in Manual mode)
- 3.Short press twice to convert units



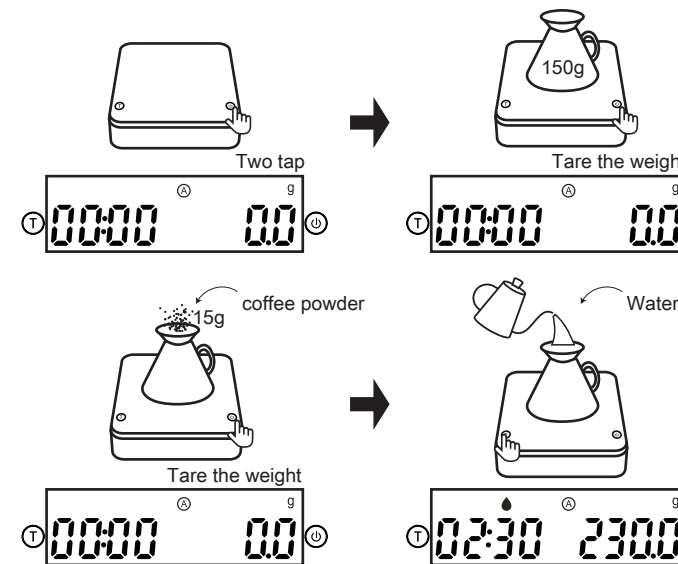
0:00	timer display
0.0	weight display
000	power display when in charging, the battery symbol flashing, and finish charged battery symbol remains on
A	in Auto mode
Ω	in ratio of powder and water mode
▲	coffee powder stock
💧	pour water reminder
v/s	water flow speed mode the mode is ready when the V/S flashing

Manual mode (Time counting +weighing)



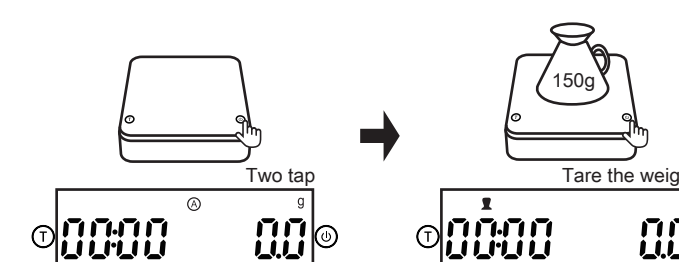
Short press (T) to start/stop Timer, long press 2 seconds to clear Timer, the maximum Timer is 99'59".

Auto timer mode (Time counting+weighing)

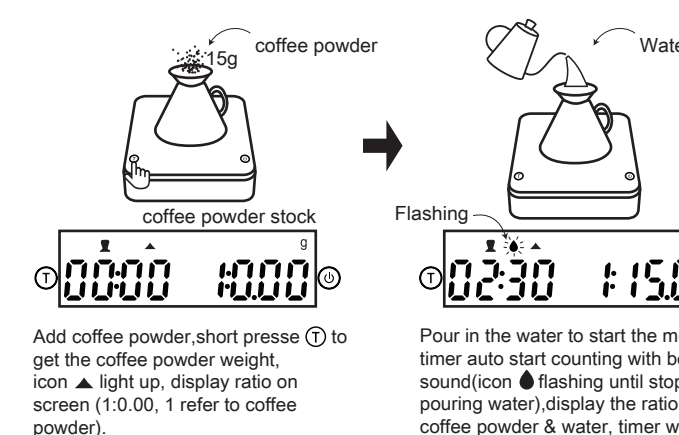


Short press twice (T) to get into Auto mode, icon (A) light up, put kettle & filter on the scale, press (T) to clear weight, add coffee powder, press (T) icon (💧) light up, pour water in, timer auto start, stop pouring water, timer continue running, take all object off the scale,timer auto stop.

Ratio mode(Weighing powder + water)

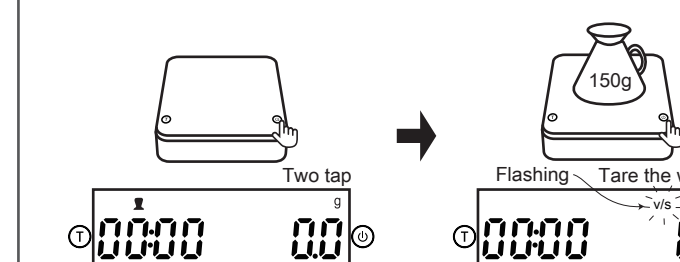


Short press (T) twice again to get into Ratio mode(when in Auto mode), icon (Ω) light up, put the kettle & filter on the scale, short press (T) to tare the weight.

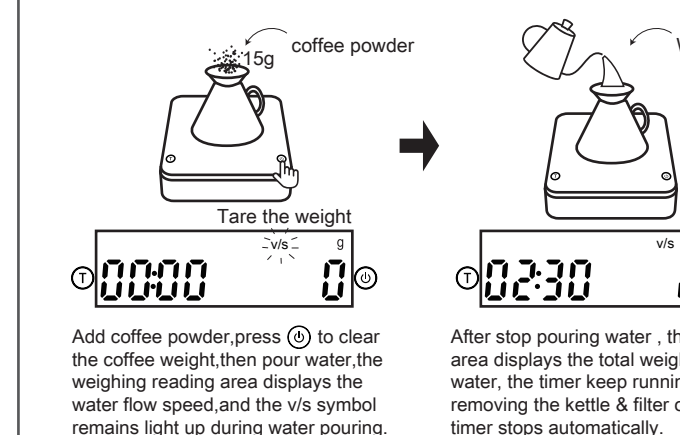


Add coffee powder,short presse (T) to get the coffee powder weight, icon (▲) light up, display ratio on screen (1:0.00, 1 refer to coffee powder).
PS: object cannot over 999g (when over it, screen flash once with beeping sound, then back to the mode). Can tare the weight many times before the Ratio mode is ready.

Water flow speed mode (Flow speed +weighing)



Short press (T) twice again to get into water speed flow mode(when in Ratio mode), icon v/s light up and flashing, put the kettle & filter on the scale, short press (T) to tare the weight.



Add coffee powder,press (T) to clear the coffee weight,then pour water,the weighing reading area displays the water flow speed,and the v/s symbol remains light up during water pouring.
*The water pouring flow speed only be triggered once. If it needs to be triggered once again, short press the (T) button.
After finish ,press (T) in 2 seconds to turn off the scale.

Specifications

- Product size: 104.5x104.5x18.5mm
- Power: 3.7V rechargeable battery
- Weighing range: 0.3-2000g
- Division: 0.1g
- High precision sensor
- LED screen
- Auto/Manual timer
- Auto off in 2 minutes if no any operation
- Auto power off within 3 seconds when low voltage icon indicate on screen: LO
- Display "EEEE" when the weight of object over 2099g.

Warning

- Do not put any hot object(over 55 degrees celsius) on the scale, use silicon mat.
- Please put the scale on hard & flat surface for accurate weighing.
- When overload, please take off the object immediately, or will damage the sensor.
- Do not weighing with charging cable on.
- Do not leave the object on scale for long time.
- Please charge the scale once a month when it's in idle.
- Not allow children to use it(with age under 12).
- Do not put it into water.
- Store the product in a dry, non-corrosive environment.
- Please contact us when you meet any problem.

About AICoffee APP

Our coffee scale work with Aicoffee App,it is a smart coffee making helper, it can help you how to brew the perfect coffee step by step.
The defined brewing methods include: French filter press, Bee House, V60, Aero press,Bonmac, Kalita, Maka pots, siphon pots, Chemex.
All brewing methods include: quantity, weight of coffee powder, weight of water, temperature .The coffee powder/water ratio, grinding degree, and brewing time can all be customized, you can DIY a cup of coffee with your idea.
The brewing process can be operated according to the prompts, and users will be prompted if it is not reached or exceeded.
Detailed brewing tutorial to help users quickly get start making a cup of hand brewed coffee:
There are range of 1-4 cups&customizationin coffee brewing quantity selection, 1 cup is the default selection, after selected by user, the APP will automatically calculates the total amount .

Download AICoffee APP

Search "AICoffee" in App Store or Google Play, or you can scan the QR Code below:



Scan QRCode to download app

Let's start to download the app and discover a wonderful coffee journey. After installation finished, open bluetooth on your phone, switch on your coffee scale & open the app ,the scale will connect the APP automatically. Choose the brewing method you want, then follow the app prompts and start to make your coffee.